

DBS Guide

**How to do *discovery bible studies* with
spiritually open people**

What this guide covers:

- 1) What is DBS?
- 2) What do we do each time we meet?
- 3) What Bible passage should I choose?
- 4) What preparation do I need to do?




What is DBS?

DBS stands for *Discovery Bible Study*. The purpose is to help someone who doesn't yet know Jesus discover him from Scripture. DBS uses a simple model to teach people how to read and respond to God's word.

That means, if by God's grace they start to follow Jesus as Lord, they will already love his word and naturally be ready to share it with others.

What do we do each time we meet?

We follow this simple outline:

Stop	<p>This week...</p> <p style="padding-left: 40px;">What were you thankful for?</p> <p style="padding-left: 40px;">What were you worried about?</p> <p>What story did we read last week?</p>
Listen	<p>Read a passage</p> <p>Retell the passage in your own words</p> <p> What did you like about this story?</p> <p> What questions might someone have about this story?</p> <p> What does this story tell us about God or Jesus?</p>
Go!	<p>If someone was a follower of Jesus, how would this change the way they live?</p> <p>Do you know anyone who would be interested in this story?</p>

As you look at this outline, some parts will be familiar because they're the same as what we do in DMCs. However, some things will be different.

Similarities

You will notice that this structure has same three sections as our disciple making communities (DMC) use. Our prayer is that in God's grace, as you do DBS with a group they will morph into a DMC if they become Christians. This will not always happen. Many DBS groups will fizzle out. But the ones that don't will experience continuity between what we do in DBS groups and DMCs.

We don't just do this to make the transition easier. We do it because we think that it engrains in them good discipleship habits that will help them follow Jesus faithfully. For example, one habit is applying God's word and reflecting on it the next time we meet.

Differences

However, there are some differences in each section. You can see this by comparing it to the DMC material on the right. These are:

- **STOP section:** We do pastoral care by sharing with each other just like a DMC. However, it may not be appropriate to pray – you can decide what works in your context. If it’s not appropriate, just talk about their week together.







Also, we have replaced the question ‘Did you live for Jesus this week’ with ‘what story did we read last week’. We don’t expect them to live out what they learnt until they become a Christian because we want our works to flow from being saved. However, you can ask them if they reflected on the passage during the week or how they felt about it.

The ‘remember the gospel’ section is also missing for the sake of simplicity. However, you can remind people of why you started reading together. For example, to see who Jesus is and why you think he is worth following.

- **LISTEN section:** We use an inductive study in DBS and DMC’s. An inductive study is a simple study you can easily memorise, use to read any passage and teach others to use. It gives people confidence to read and share Gods word. However, the difference is that the study we use in DMC’s (CAFIYS) is more complicated. The DBS format is simpler for people who are not used to reading the Bible. Remember that you want them to learn to be confident to read the Bible themselves, so don’t act like an expert. Share your own questions. In particular, it can help to explore how characters felt as a way to uncover different heart responses to God/Jesus.

- **GO section:** Instead of asking how they will live for Jesus this week we ask ‘If this story was true, how would it change the way you live’. This will teach them that God’s word is to be lived out but it also shows that its only for those who believe God’s word is true. Our good works come out of our salvation. Not the other way around.

Also, instead of asking how they will share Jesus this week, we ask if there is anyone that might be interested to hear the story we just read. The aim of this is to show that it is natural to pass on the good news of Jesus. It also gives you an opportunity to try and find other spiritually open people to join the group. Working in groups is more ideal than individuals because often more people come to know Jesus this way.

Stop		What are you thankful for? What has been hard?												
		Did you live for Jesus and share Jesus this week?												
		Remember the gospel												
Listen	<table border="1" style="width: 100%;"> <tr><td style="text-align: center;">C</td><td>Context</td></tr> <tr><td style="text-align: center;">A</td><td>Ask</td></tr> <tr><td style="text-align: center;">F</td><td>Flow</td></tr> <tr><td style="text-align: center;">I</td><td>Important words</td></tr> <tr><td style="text-align: center;">Y</td><td>Your words</td></tr> <tr><td style="text-align: center;">S</td><td>Summary sentence</td></tr> </table>		C	Context	A	Ask	F	Flow	I	Important words	Y	Your words	S	Summary sentence
C	Context													
A	Ask													
F	Flow													
I	Important words													
Y	Your words													
S	Summary sentence													
Go		One way I will live for Jesus this week												
		One way I will share Jesus this week:												
		Depend on God in prayer												

Please note: you don't need to print out the outline. You can just memorise it. Some people will benefit from using a printed copy and some will not. It's up to you to decide.

What Bible passage should I choose?

You are free to choose any passage.

However, to make it easier, we have chosen two sets of bible stories that you might like to use. We tried to make them simple to follow and clearly show who Jesus is.

Both are printed in booklet form. Again, you do not have to use hardcopies, but it can be beneficial depending on the situation. This is especially the case with the first story set which shows the development in Gods salvation story as it unfolds through the Old Testament. Each week builds on the previous week.

Set one: 7 stories about God from the Bible

This set starts at creation and spends 6 weeks on key OT passages before showing how Jesus is the fulfilment of OT passages on week 7.

It would be ideal for religious people (e.g. Catholics or Muslims).

When you do this, be sure to show how the Bible isn't a mix of random stories but how they work together to show us why we need Jesus and how he saved humanity. This final week is a great time to ask someone how they want to respond to Jesus based on what they have learnt. If they want to become Christians we can move them into a DMC, if not, you can ask them if they would like to look at more stories about Jesus life.

Set two: 7 stories about Jesus from Mark

It's probably best to use this as a sequel to the first set. It allows you to explore Jesus life, death and resurrection in more depth.

Again, week 7 is a great time to ask people for their response to Jesus. If they still don't want to commit to Jesus yet, perhaps you can talk with your DMC leader about what you might study next.

What preparation do I need to do?

You need to spend time thinking about the person you are reading with and also the passage and do the following:

- Pray, pray, pray!
- What questions or steps will help them to come closer to following Jesus?
- Consider people that you might suggest could join you (the spiritually open person's family, neighbours, colleagues etc). Ask you DMCs for ideas.
- Read the passage
- Identify the main idea of the passage and what parts of the passage are important to understand this.
- Identify what might distract from the main idea